

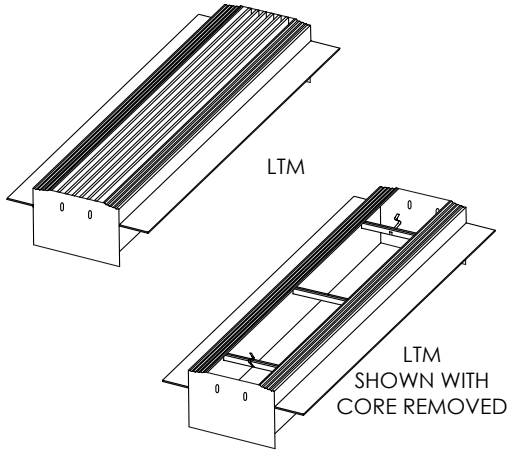


CSW Industrials Companies

LTM Series

Linear Bar Grille with Tape and Mud Frame and Removable Core (Type 3)

MODEL: LTM-T3



Standard Features:

- Precision aluminum construction for clean styling and efficient air distribution
- Extruded aluminum Tape and Mud Frame
- Core secured with stainless steel spring clips
- Available in lengths up to 144" in one piece (may vary for shipping and manufacturing considerations)
- Maximum available width is 14"
- Minimum available width is 2"
- 1/8" thick core blades run parallel to longest dimension
- 1/2" spacing with 0° or 20° deflection; actual spacing between bars is 3/8"
- 1/3" spacing with 0° deflection; actual spacing between bars is 3/16"
- Designed for 1/2" or 5/8" drywall application
- Product length is manufactured to 1/4" under nominal dimension
- Finished flat end caps
- Satin Anodized (linear core only)

Options:

- Butt joints for continuous lengths
- Fractional dimensions

Blade Spacing Options:

- 1/2" - 0° Deflection 1/3" - 0° Deflection
- 1/2" - 20° Deflection

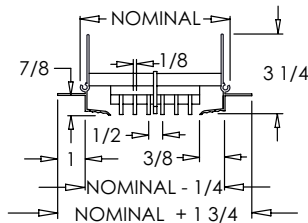
Finishes:

STANDARD COLORS

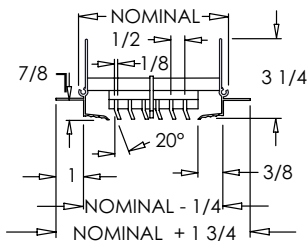
- Soft White
- Driftwood Tan
- Mill Finish
- Satin Anodized (Linear core only)

DESIGNER COLORS

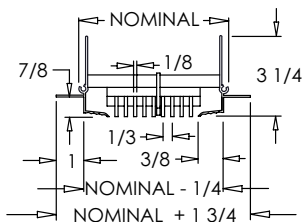
- Black
- Bronze
- Storm Gray
- Cement Gray
- Aluminum Paint
- Coffee Tan
- Warm White
- Glossy White



LTM 1/2 0°



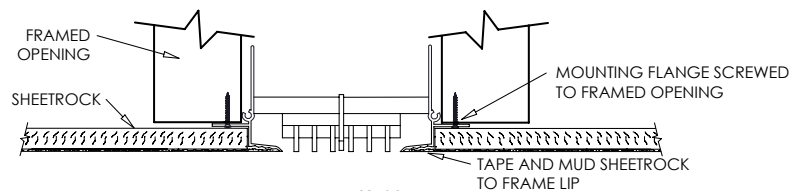
LTM 1/2 20°



LTM 1/3 0°

Tape and Mud Details:

The LTM Tape and Mud Frame is an effective and seamless mounting application for 1/2" or 5/8" drywall. Designed to create a frameless finished look. To install simply place diffuser in framed opening and screw through the flange to attach the product to the framed opening. Once secure, install sheetrock to cover flange and butt up to the frame's edges. Finish installing by taping and mudding the product and sheetrock to create the desired seamless finish.



LTM 1/2 0° TAPE & MUD FRAME INSTALLED

Additional Information:

Submittal Notes

Project / Location:	
Engineer:	
Architect:	
Contractor:	

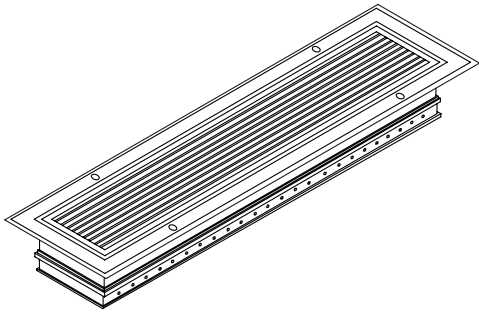


CSW Industrials Companies

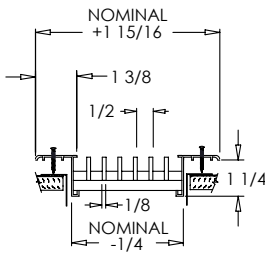
LSW Series

Linear Bar Sidewall Diffusers and Grilles (Type 4)

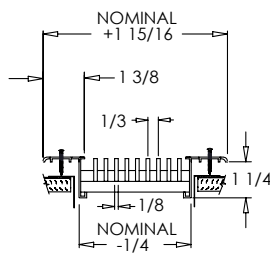
MODEL: LSW-T4



Standard Frame Width

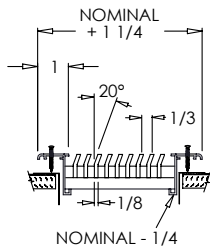


LSW 1/2 0°
STANDARD FRAME

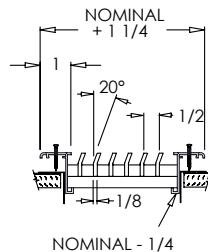


LSW 1/3 0°
STANDARD FRAME

Y Frame Width



LSW 1/3 20°
Y FRAME



LSW 1/2 20°
Y FRAME

Standard Features:

- Precision aluminum construction for clean styling and efficient air distribution
- Extruded aluminum frame with signature line marks
- Standard frame width is 1 3/8"
- Designed for sidewall application
- Countersunk mounting holes with color matching Philips Pozidriv screws
- Available in lengths up to 144" in one piece (may vary for shipping and manufacturing considerations)
- 1/8" thick core blades run parallel to longest dimension
- 1/2" spacing with 0° or 20° deflection; actual spacing between bars is 3/8"
- 1/3" spacing with 0° or 20° deflection; actual spacing between bars is 1/4"
- Satin Anodized

Options:

- Recessed screwdriver-operated opposed blade damper – 1/2" spacing (OBD)
- Lever-operated opposed blade damper – 1/3" spacing (OBD)
- Extruded aluminum adjustable curved blade air deflection grid (Grid)
- Screwdriver-operated opposed blade damper with extruded aluminum adjustable curved blade air deflection grid (not available with 1/3" spacing)
- Heavy Duty with welded support brackets and frame, and extra center margin supports (HD)
- Short Blades: core blades run parallel to shortest dimension
- Special Shapes: mitered and custom shapes diffusers (see website for more details)
- Butt joints for continuous lengths
- Tamper proof screws
- Fractional I.D. and O.D. sizes available

Blade Spacing Options:

- 1/2" - 0° Deflection
- 1/3" - 0° Deflection
- 1/2" - 20° Deflection
- 1/3" - 20° Deflection

Frame Widths:

- 1 3/8" Frame (standard)
- 1" Frame (option Y)

Finishes:

STANDARD COLORS

- Soft White
- Driftwood Tan
- Mill Finish
- Satin Anodized

DESIGNER COLORS

- Black
- Bronze
- Storm Gray
- Cement Gray

- Aluminum Paint
- Coffee Tan
- Warm White
- Glossy White

Additional Information:

Submittal Notes

Project / Location:	
Engineer:	
Architect:	
Contractor:	



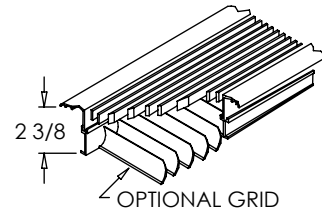
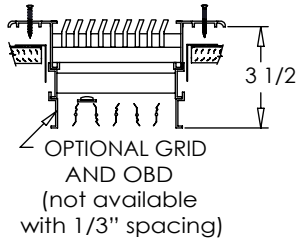
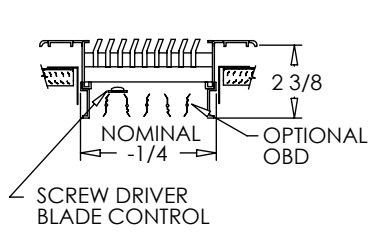
LSW Series

Linear Bar Sidewall Diffusers and Grilles (Type 4)

MODEL: LSW-T4

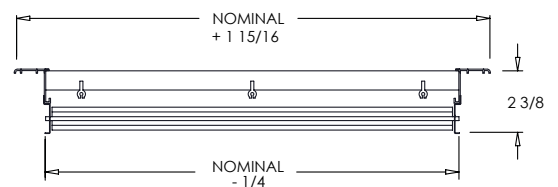
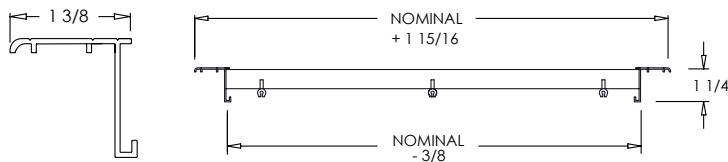
CSW Industrials Companies

OBD & Grid Options:



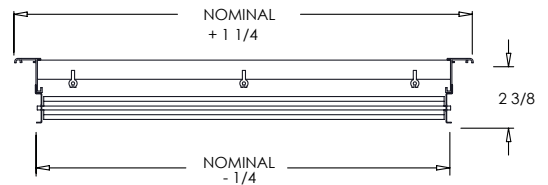
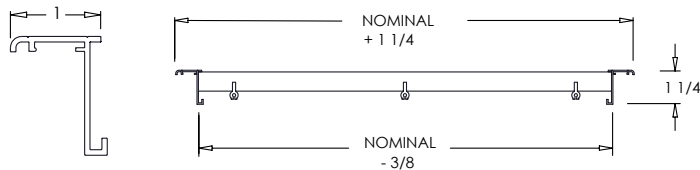
FRAME OPTIONS:

Standard Frame Length



LSW WITH OBD

Y Frame Length



WITH OBD

Additional Information:

Submittal Notes

Project / Location:	
Engineer:	
Architect:	
Contractor:	

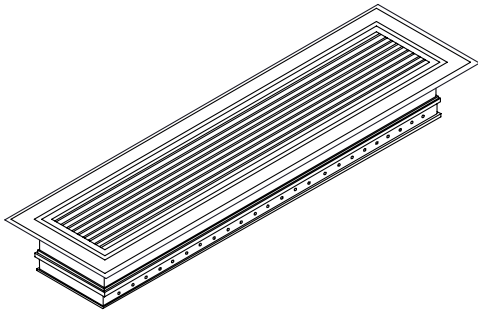


CSW Industrials Companies

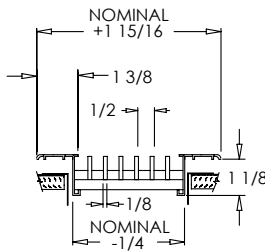
LF Series

Linear Bar Floor Diffusers and Grilles (Type 7)

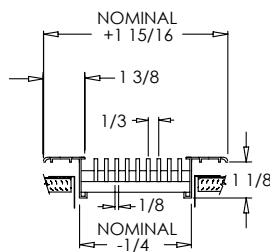
MODEL: LF-T7



Standard Frame Width

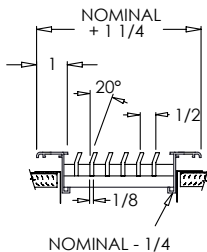


LF 1/2 0°
STANDARD FRAME

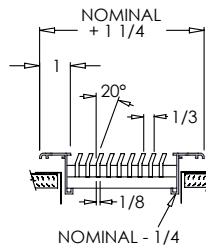


LF 1/3 0°
STANDARD FRAME

Y Frame Width



LF 1/2 20°
Y FRAME



LF 1/3 20°
Y FRAME

Standard Features:

- Precision aluminum construction for clean styling and efficient air distribution
- Extruded aluminum frame with signature line marks
- 1 3/8" frame width
- Reinforced with pressure lock honeycomb construction to withstand heavy foot traffic
- Available in lengths up to 144" in one piece (may vary for shipping and manufacturing considerations)
- Maximum available width is 14"
- 1/8" thick core blades run parallel to longest dimension
- 1/2" spacing with 0° or 20° deflection; actual spacing between bars is 3/8"
- 1/3" spacing with 0° or 20° deflection; actual spacing between bars is 3/16"
- Satin Anodized

Options:

- Recessed screwdriver-operated opposed blade damper – 1/2" spacing (OBD)
- Lever-operated opposed blade damper – 1/3" spacing (OBD)
- Extruded aluminum adjustable curved blade air deflection grid (Grid)
- Screwdriver-operated opposed blade damper with extruded aluminum adjustable curved blade air deflection grid (not available with 1/3" spacing)
- Heavy Duty with welded support brackets and frame, and extra center margin supports (HD)
- Short Blades: core blades run parallel to shortest dimension
- Special Shapes: mitered and custom shapes diffusers (see website for more details)
- Butt joints for continuous lengths
- Fractional I.D. and O.D. sizes available

Blade Spacing Options:

- 1/2" - 0° Deflection
- 1/3" - 0° Deflection
- 1/2" - 20° Deflection
- 1/3" - 20° Deflection

Frame Widths:

- 1 3/8" Frame (standard)
- 1" Frame (option Y)

Finishes:

STANDARD COLORS

- Soft White
- Driftwood Tan
- Mill Finish
- Satin Anodized

DESIGNER COLORS

- Black
- Bronze
- Storm Gray
- Cement Gray

- Aluminum Paint
- Coffee Tan
- Warm White
- Glossy White

Additional Information:

Submittal Notes

Project / Location:

Engineer:

Architect:

Contractor:



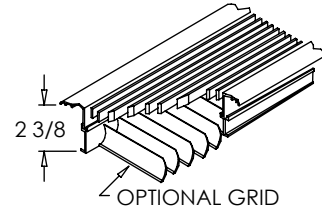
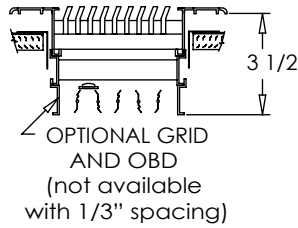
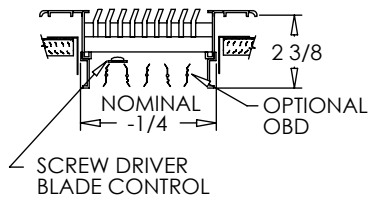
LF Series

Linear Bar Floor Diffusers and Grilles (Type 7)

MODEL: LF-T7

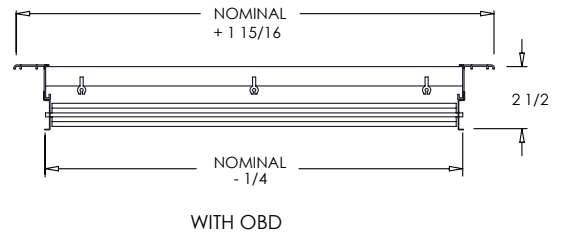
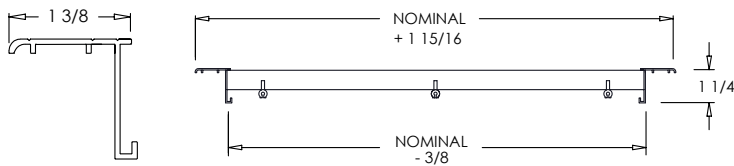
CSW Industrials Companies

OBD & Grid Options:

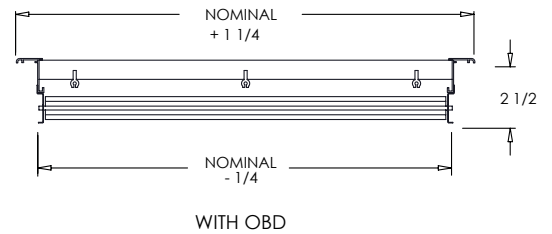
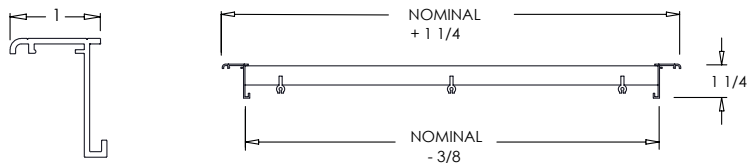


FRAME OPTIONS:

Standard Frame Length



Y Frame Length



Additional Information:

Submittal Notes

Project / Location:	
Engineer:	
Architect:	
Contractor:	




CSW Industrials Companies

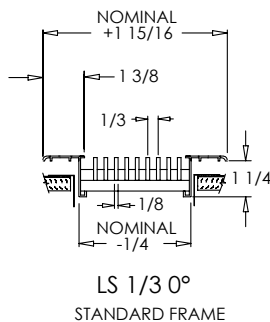
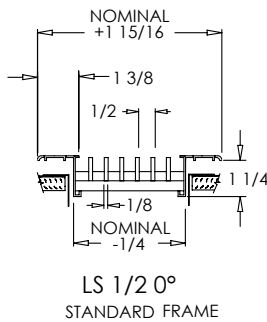
LS Series

Linear Bar Sill Diffusers and Grilles (Type 7)

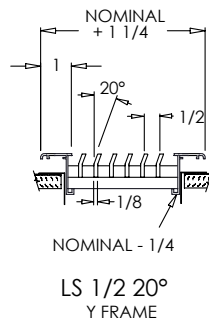
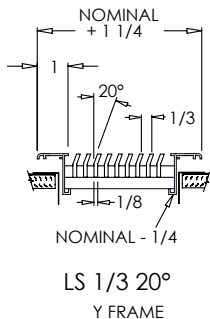
MODEL: LS-T7



Standard Frame Width



Y Frame Width



Standard Features:

- Precision aluminum construction for clean styling and efficient air distribution
- Extruded aluminum frame with signature line marks
- Standard frame with is 1 3/8"
- Reinforced with pressure lock honeycomb construction to withstand heavy foot traffic
- Available in lengths up to 144" in one piece (may vary for shipping and manufacturing considerations)
- Maximum available width is 14"
- 1/8" thick core blades run parallel to longest dimension
- 1/2" spacing with 0° or 20° deflection; actual spacing between bars is 3/8"
- 1/3" spacing with 0° or 20° deflection; actual spacing between bars is 1/4"
- Satin Anodized

Options:

- Recessed screwdriver-operated opposed blade damper – 1/2" spacing (OBD)
- Lever-operated opposed blade damper – 1/3" spacing (OBD)
- Extruded aluminum adjustable curved blade air deflection grid (Grid)
- Screwdriver-operated opposed blade damper with extruded aluminum adjustable curved blade air deflection grid (not available with 1/3" spacing)
- Heavy Duty with welded support brackets and frame, and extra center margin supports (HD)
- Short Blades: core blades run parallel to shortest dimension
- Special Shapes: mitered and custom shapes diffusers (see website for more details)
- Butt joints for continuous lengths
- Fractional I.D. and O.D. sizes available

Blade Spacing Options:

- 1/2" - 0° Deflection
- 1/3" - 0° Deflection
- 1/2" - 20° Deflection
- 1/3" - 20° Deflection

Frame Widths:

- 1 3/8" Frame (standard)
- 1" Frame (option Y)

Finishes:

STANDARD COLORS

- Soft White
- Driftwood Tan
- Mill Finish
- Satin Anodized

DESIGNER COLORS

- Black
- Bronze
- Storm Gray
- Cement Gray

- Aluminum Paint
- Coffee Tan
- Warm White
- Glossy White

Additional Information:

Submittal Notes

Project / Location:

Engineer:

Architect:

Contractor:



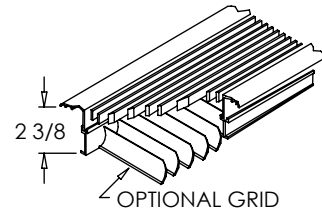
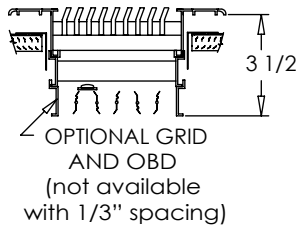
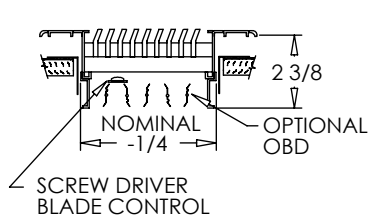
LS Series

Linear Bar Sill Diffusers and Grilles (Type 7)

MODEL: LS-T7

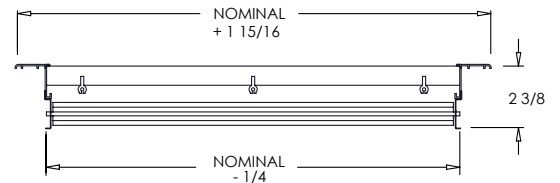
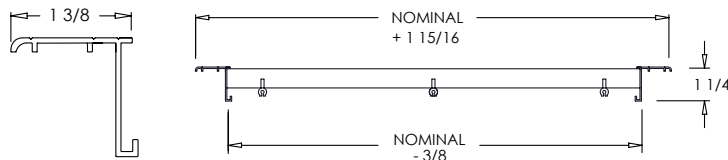
CSW Industrials Companies

OBD & Grid Options:



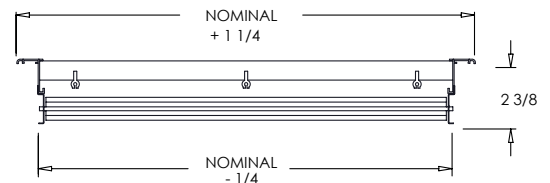
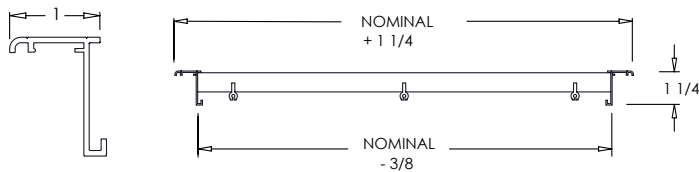
FRAME OPTIONS:

Standard Frame Length



LS WITH OBD

Y Frame Length



WITH OBD

Additional Information:

Submittal Notes

Project / Location:	
Engineer:	
Architect:	
Contractor:	

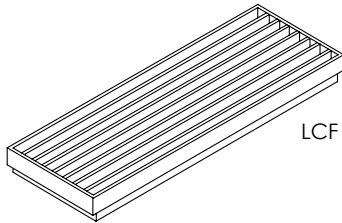


CSW Industrials Companies

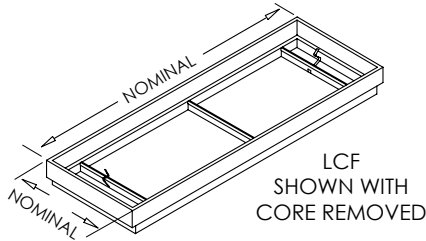
LCF Series

Linear Bar Removable Core
with Flangeless Mounting Frame (Type 8)

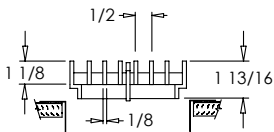
MODEL: LCF-T8



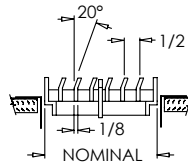
LCF



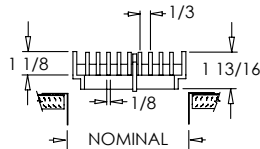
LCF
SHOWN WITH
CORE REMOVED




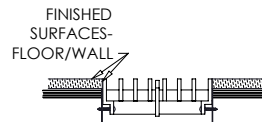
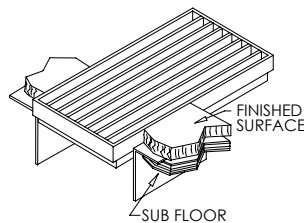
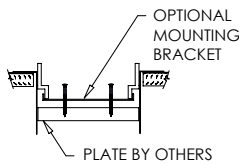
LCF 1/2 0°



LCF 1/2 20°



LCF 1/3 0°



Note:
Mounting hardware supplied by others. In high foot traffic applications recommended use of heavy gauge support brackets.

Standard Features:

- Extruded aluminum frame
- Precision aluminum construction for clean styling and efficient air distribution
- Core secured with stainless steel spring clips
- Available in lengths up to 144" in one piece (may vary for shipping and manufacturing considerations)
- Maximum available width is 14"
- 1/8" thick core blades run parallel to longest dimension
- 1/2" spacing with 0° or 20° deflection; actual spacing between bars is 3/8"
- 1/3" spacing with 0° deflection; actual spacing between bars is 3/16"
- Product manufactured to exact dimension given
- Satin Anodized

Options:

- Recessed screwdriver-operated opposed blade damper – 1/2" spacing
- Lever-operated opposed blade damper – 1/3" spacing
- Extruded aluminum adjustable curved blade air deflection grid
- Heavy Duty with extra center margin supports
- Butt joints for continuous lengths
- Fractional dimensions
- Mounting brackets – see drawing (duct plates provided by others)

Blade Spacing Options:

- 1/2" - 0° Deflection
- 1/3" - 0° Deflection
- 1/2" - 20° Deflection

Finishes:

STANDARD COLORS

- Soft White
- Driftwood Tan
- Mill Finish
- Satin Anodized

DESIGNER COLORS

- Black
- Bronze
- Storm Gray
- Cement Gray

- Aluminum Paint
- Coffee Tan
- Warm White
- Glossy White

Additional Information:

Submittal Notes

Project / Location:	
Engineer:	
Architect:	
Contractor:	

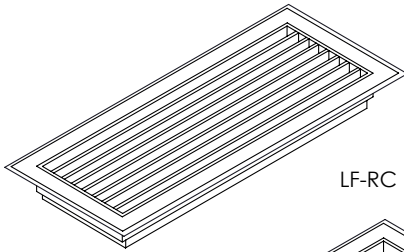


CSW Industrials Companies

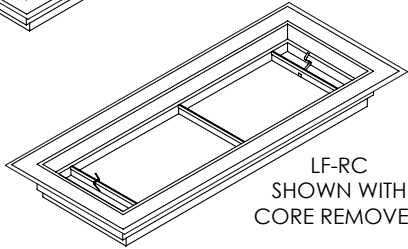
LF-RC Series

Aluminum Linear Bar Floor Grille with Removable Core

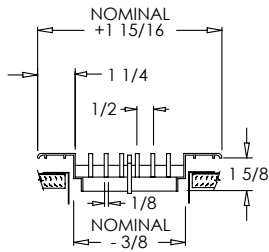
MODEL: LF-RC



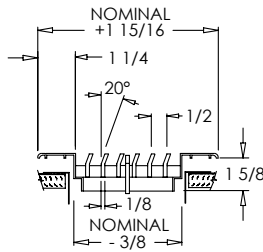
LF-RC



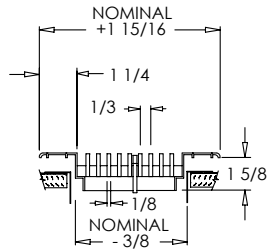
LF-RC SHOWN WITH CORE REMOVED



LF-RC 1/2 0°



LF-RC 1/2 20°



LF-RC 1/3 0°

Standard Features:

- Extruded aluminum frame with signature line marks
- Designed for floor application
- Core secured with stainless steel spring clips
- Reinforced with pressure lock honeycomb construction to withstand normal foot traffic
- Available in lengths up to 144" in one piece (may vary for shipping and manufacturing considerations)
- Maximum available width is 14"
- 1/8" thick core blades run parallel to longest dimension
- 1/2" spacing with 0° or 20° deflection; actual spacing between bars is 3/8"
- 1/3" spacing with 0° deflection; actual spacing between bars is 3/16"
- Standard frame flange is 1-1/4"
- Anodized Finish

Options:

Recessed screwdriver operated Opposed Blade Damper (LF-RC-0)
 Heavy Duty with frame, and extra center margin supports (LF-RC-HD)
 Extruded aluminum adjustable curved blade air deflection grid (LF-RC-Grid)
 Fixed 2 way air deflection (LF-RC-2 Way)
 Available in continuous lengths with butt joints
 Mounting bracket to bolt into floor (floor plate supplied by others)
 Fractional I.D. and O.D. sizes available

Blade Spacing Options:

- 1/2" - 0° Deflection
- 1/2" - 20° Deflection
- 1/3" - 0° Deflection

Note: Actual spacing between 1/2" on center blades is 3/8" and for 1/3" on center blades is 3/16".

Finishes:

STANDARD COLORS

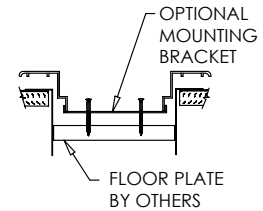
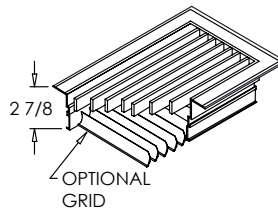
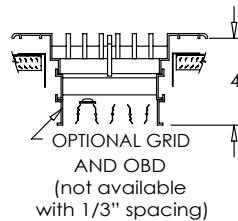
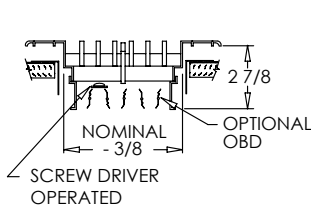
- Soft White
- Driftwood Tan
- Mill Finish
- Satin Anodized

DESIGNER COLORS

- Black
- Bronze
- Storm Gray
- Cement Gray

- Aluminum Paint
- Coffee Tan
- Warm White
- Glossy White

OBD & Grid Options:



Additional Information:

Submittal Notes

Project / Location:

Engineer:

Architect:

Contractor:

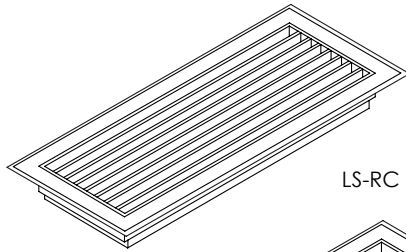


CSW Industrials Companies

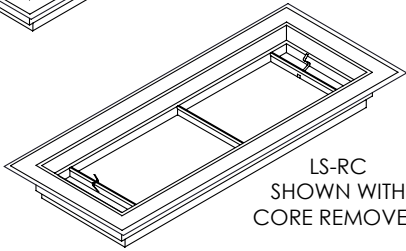
LS-RC Series

Aluminum Linear Bar Sill Grille with Removable Core

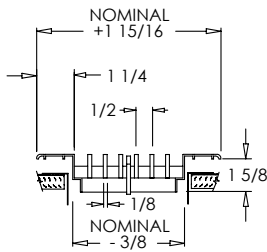
MODEL: LS-RC



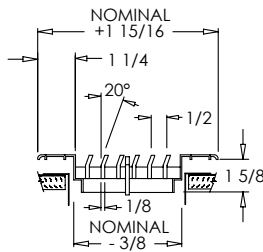
LS-RC



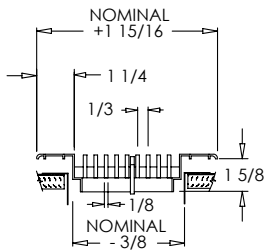
LS-RC SHOWN WITH CORE REMOVED



LS-RC 1/2 0°



LS-RC 1/2 20°



LS-RC 1/3 0°

Standard Features:

- Extruded aluminum frame with signature line marks
- Designed for window sill application
- Core secured with stainless steel spring clips
- Available in lengths up to 144" in one piece (may vary for shipping and manufacturing considerations)
- Maximum available width is 14"
- 1/8" thick core blades run parallel to longest dimension
- Standard frame flange is 1-1/4"
- Satin Anodized Finish

Options:

Recessed screwdriver operated Opposed Blade Damper (LS-RC-0)
 Heavy Duty with welded frame, and extra center margin supports (LS-RC-HD)
 Extruded aluminum adjustable curved blade air deflection grid (LS-RC-Grid)
 Fixed 2 way air deflection (LS-RC-2 Way)
 Available in continuous lengths with butt joints
 Mounting bracket to bolt into sill (sill plate supplied by others)
 Fractional I.D. and O.D. sizes available

Blade Spacing Options:

- 1/2" - 0° Deflection
- 1/3" - 0° Deflection
- 1/2" - 20° Deflection

Note: Actual spacing between 1/2" on center blades is 3/8" and for 1/3" on center blades is 1/4".

Finishes:

STANDARD COLORS

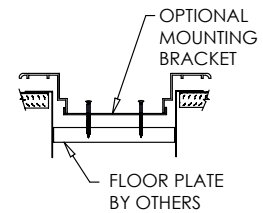
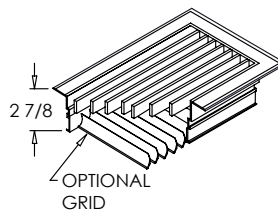
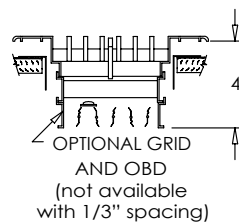
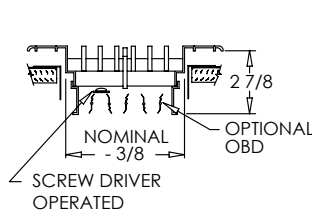
- Soft White
- Driftwood Tan
- Mill Finish
- Satin Anodized

DESIGNER COLORS

- Black
- Bronze
- Storm Gray
- Cement Gray

- Aluminum Paint
- Coffee Tan
- Warm White
- Glossy White

OBD & Grid Options:



Additional Information:

Submittal Notes

Project / Location:

Engineer:

Architect:

Contractor:

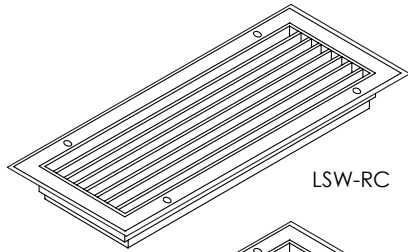


CSW Industrials Companies

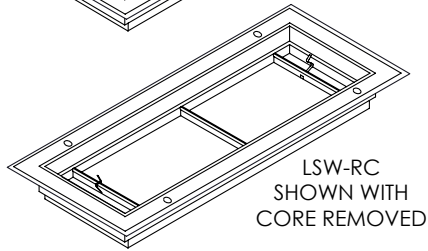
LSW-RC Series

Linear Bar Sidewall Grille with Removable Core

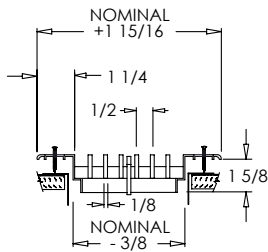
MODEL: LSW-RC



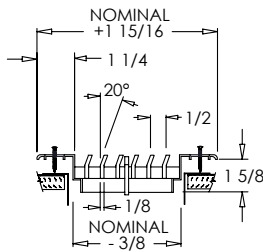
LSW-RC



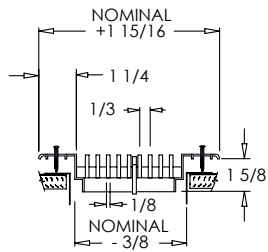
LSW-RC SHOWN WITH CORE REMOVED



LSW-RC 1/2 0°



LSW-RC 1/2 20°



LSW-RC 1/3 0°

Standard Features:

- Extruded aluminum frame with signature line marks
- Designed for sidewall application
- Countersunk mounting holes with color matching Philips Pozidriv screws
- Core secured with stainless steel spring clips
- Available in lengths up to 144" in one piece (may vary for shipping and manufacturing considerations)
- Maximum available width is 14"
- 1/8" thick core blades run parallel to longest dimension
- 1/2" spacing with 0° or 20° deflection; actual spacing between bars is 3/8"
- 1/3" spacing with 0° deflection; actual spacing between bars is 1/4"
- Standard frame flange is 1-1/4"
- Satin Anodized Finish

Options:

- Recessed screwdriver operated Opposed Blade Damper (LSW-RC-0) Heavy Duty with welded frame, and extra center margin supports (LSW-RC-HD)
- Extruded aluminum adjustable curved blade air deflection grid (LSW-RC-Grid)
- Fixed 2 way air deflection (LSW-RC-2 Way)
- Available in continuous lengths with butt joints
- Mounting bracket to bolt into sidewall (sidewall plate supplied by others)
- Fractional I.D. and O.D. sizes available
- "F" Torx Center Pin tamper proof screw

Blade Spacing Options:

- 1/2" - 0° Deflection 1/3" - 0° Deflection
- 1/2" - 20° Deflection

Note: Actual spacing between 1/2" on center blades is 3/8" and for 1/3" on center blades is 1/4".

Finishes:

STANDARD COLORS

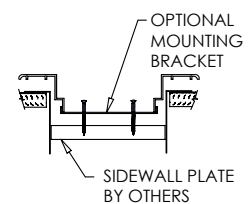
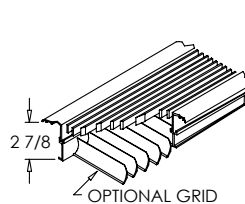
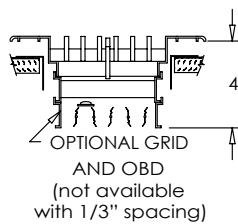
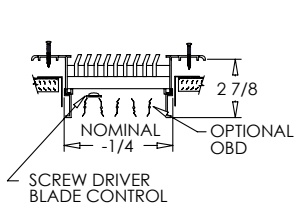
- Soft White
- Driftwood Tan
- Mill Finish
- Satin Anodized

DESIGNER COLORS

- Black
- Bronze
- Storm Gray
- Cement Gray

- Aluminum Paint
- Coffee Tan
- Warm White
- Glossy White

OBD & Grid Options:



Additional Information:

Submittal Notes

Project / Location:
Engineer:
Architect:
Contractor:




CSW Industrials Companies

LFG Series

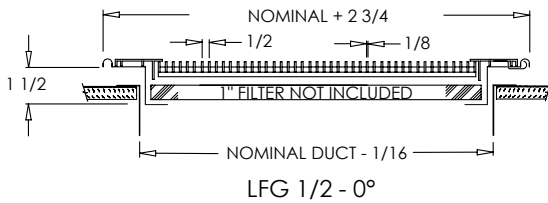
Linear Bar Filter Grille (Type 10)

MODEL: LFG-T10



Standard Features:

- Extruded aluminum face frame with signature line marks set in an outer filter grille frame
- Precision aluminum construction for clean styling and efficient air distribution
- 1/8" thick core blades run parallel to longest dimension
- 1/2" spacing with 0° or 20° deflection; actual spacing between bars is 3/8"
- 1/3" spacing with 0° or 20° deflection; actual spacing between bars is 3/16"
- Hinged removable face with hinges parallel to longest side
- Hand operated lever for easy filter access
- 2-way reversible door on square and rectangular sizes
- Concealed mounting holes
- Sizes available up to 400 sq. in. (i.e. 20x20 or 24x14 or 30x12)
- Holds up to a 1" filter (not included) with filter retention tabs (LFG1)
- Soft White



Options:

Heavy Duty
Alternative hinge and latch options available (please complete Filter Grille Order Supplement form)

Blade Spacing Options:

- | | |
|-----------------------|-----------------------|
| 1/2" - 0° Deflection | 1/3" - 0° Deflection |
| 1/2" - 20° Deflection | 1/3" - 20° Deflection |

Finishes:

STANDARD COLORS

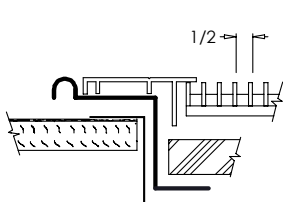
- Soft White
- Driftwood Tan
- Mill Finish

DESIGNER COLORS

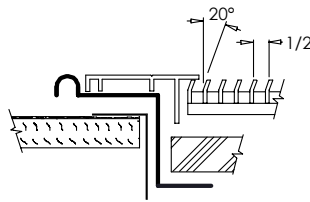
- Black
- Bronze
- Storm Gray
- Cement Gray

- Aluminum Paint
- Coffee Tan
- Warm White
- Glossy White

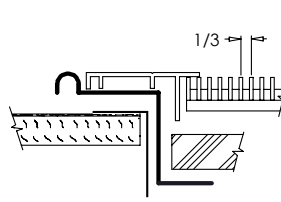
Blade Options:



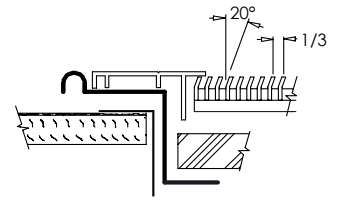
LFG 1/2 - 0°



LFG 1/2 - 20°



LFG 1/3 - 0°



LFG 1/3 20°

Product Notes:

Filter grilles are manufactured 13/16" undersized nominal duct outside dimension for ease of installation. Air filter should be 1/4" to 1/2" undersized. Verify with air filter manufacturer for air specifications.

Additional Information:

Submittal Notes

Project / Location:	
Engineer:	
Architect:	
Contractor:	

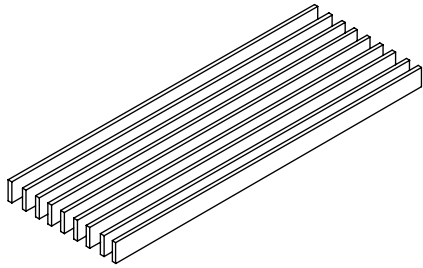


CSW Industrials Companies

LC Series

Linear Bar Core Grille (Type 12)

MODEL: LC-T12

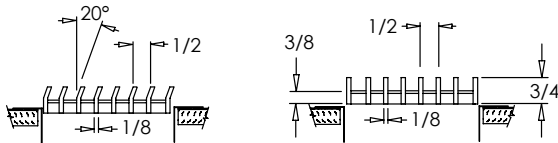


Standard Features:

- Core only
- Precision aluminum construction for clean styling and efficient air distribution
- Available in lengths up to 144" in one piece (may vary for shipping and manufacturing considerations)
- Maximum available width is 14"
- 1/8" thick core blades run parallel to longest dimension
- 1/2" spacing with 0° or 20° deflection; actual spacing between bars is 3/8"
- 1/3" spacing with 0° or 20° deflection; actual spacing between bars is 3/16"
- Satin Anodized

Options:

- Heavy Duty with extra center margin supports
- Short Bars: core blades run parallel to shortest dimension
- Special Shapes: mitered and custom shape diffusers (see website for more details)
- Finished flat end caps
- Butt joints for continuous lengths
- Fractional dimensions

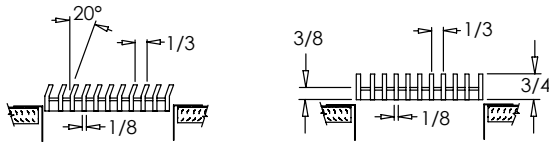


LC 1/2 20°

LC 1/2 0°

Blade Spacing Options:

- 1/2" - 0° Deflection
- 1/2" - 20° Deflection
- 1/3" - 0° Deflection
- 1/3" - 20° Deflection



LC 1/3 20°

LC 1/3 0°

Finishes:

STANDARD COLORS

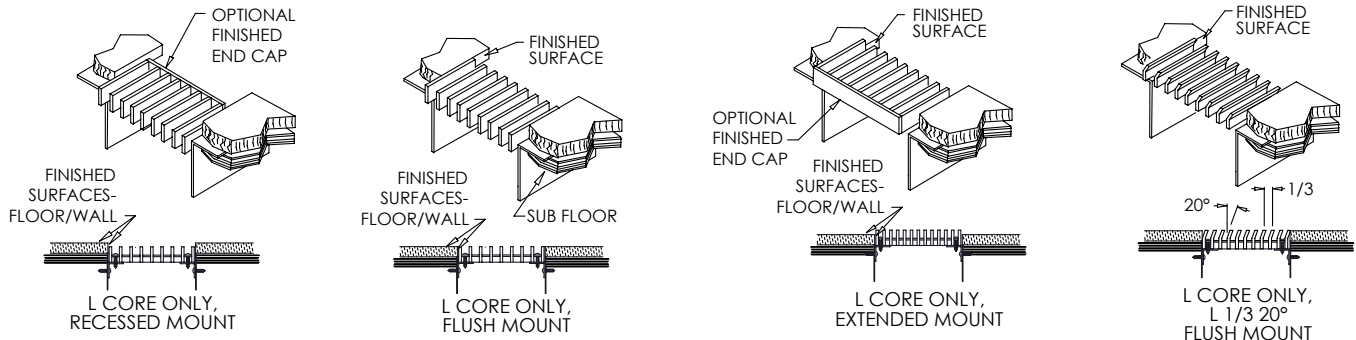
- Soft White
- Driftwood Tan
- Mill Finish
- Satin Anodized

DESIGNER COLORS

- Black
- Bronze
- Storm Gray
- Cement Gray

- Aluminum Paint
- Coffee Tan
- Warm White
- Glossy White

Core Only – Mounting Options:



Additional Information:

Submittal Notes

Project / Location:	
Engineer:	
Architect:	
Contractor:	



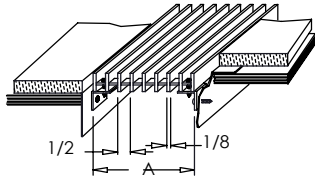
LC Series

Linear Bar Core Grille (Type 12)

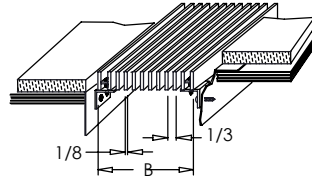
MODEL: LC-T12

CSW Industrials Companies


Core Only – Order and Mounting Information:



1/2" SPACING DIMENSION "A"
MADE IN 1" INCREMENTS @ 1/8 & 5/8" OVER THE FULL INCH.
EXAMPLE: 4 1/8", 6 5/8", ETC.



1/3" SPACING DIMENSION "B"
MADE IN 1" INCREMENTS @ 1/8", 7/16" & 13/16" OVER THE FULL INCH.
EXAMPLE: 4 1/8", 8 7/16", 6 13/16", ETC.



Note:
Mounting location/Support strength brackets supplied by others. Recommended for floor applications: 16 ga. min. Use heavier gauge brackets more frequently in high traffic areas.

Additional Information:

Submittal Notes

Project / Location:	
Engineer:	
Architect:	
Contractor:	