

# LAB/LJP OPTIONS


CALL FOR MORE INFO 1.866.940.0696



CSW Industrials Companies



Linear Air Bar - Type 3



Linear Jet Pair

Series	LAB	LJP				
<b>Frame Type</b>	Type 2 T-Bar Mount with Wide Frame	Type 3 Tape and Mud Frameless appearance	Type 4 Surface Mount - Exposed Fasteners	Type 6 Duct Bracket Mount		
<b>Air Flow</b>	Supply (S)	Return (R)				
<b>No. of Slots</b>	1	2				
<b>Slot Width</b>	1"	1.5"	2.0"	2.5"	3.0"	
<b>Length</b>	_____	inches	feet			
<b>End Caps</b>	Flat*	Flanged**				
<b>Finish</b>	Soft White	Driftwood Tan	Mill Finish	Aluminum Paint	Bronze	Black
	Cement Gray	Storm Gray	Coffee Tan	Glossy White	Warm White	
<b>Plenum</b>	None	Metal	Fiberglass***			

Example:

LAB - T1 - S - 1 Slot - 1" - 4ft

\* Flat end caps are standard on types 2, 3

\*\* Flanged end caps are standard on 4, 6, optional on type 2

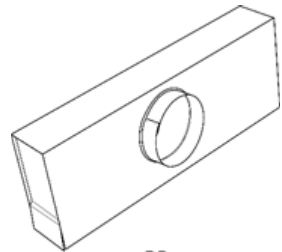
\*\*\* Fiberglass plenum not available on type 6

# MP OPTIONS

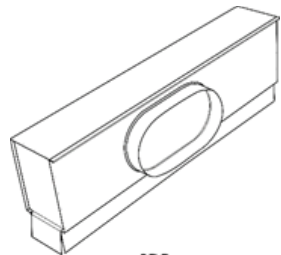
CALL FOR MORE INFO 1.866.940.0696



CSW Industrials Companies



DP  
DISTRIBUTION PLENUM



SDP  
SHORT DISTRIBUTION PLENUM

Series	Metal Plenums		
<b>Plenum Type</b>	Distribution Plenum (DP)	Short Distribution Plenum (SDP)	
<b>Insulation Type</b>	Internal - 1/2" fiberglass (std)	No Insulation	
<b>Inlet Type</b>	Oval	Round	No Inlet
<b>Inlet Size</b>	Oval -5", 6" 7" 8", 10", 12", 14", 16"	Round (DP) -5", 6" 7" 8", 10", 12", 14", 16"	Round (SDP) -5", 6"
<b>Damper Type</b>	Twist controlled damper	No Damper	

Example:

DP - Insulation - 60" - 1 Slot -

Round - 8"