



45° LATTICE GRILLES

45° Sightproof Lattice Returns




45 Degree Aluminum Lattice Return Air Grille T-Bar with Frame (645T)

- $\frac{1}{2}$ " \times $\frac{1}{2}$ " \times $\frac{1}{2}$ " 45° aluminum lattice T-Bar lay-in return air grille
- Extruded aluminum frame with signature line marks
- Lattice material 90% free area
- Square collar designed for 22" \times 22" duct
- Rust resistant pre-coat with durable powder finish
- Soft White



45 Degree Aluminum Lattice Return Air Grille in T-Bar Panel (700-645)


- $\frac{1}{2}$ " \times $\frac{1}{2}$ " \times $\frac{1}{2}$ " 45° aluminum lattice return air grille
- Extruded aluminum frame with signature line marks fixed in a T-Bar panel
- 2" ADC compliant round collar with bead for ease of installation
- Rust resistant pre-coat with durable powder finish
- Soft White



45 Degree Aluminum Lattice Return Air Grille (645)


- $\frac{1}{2}$ " \times $\frac{1}{2}$ " \times $\frac{1}{2}$ " 45° sightproof aluminum lattice, deflection parallel to longest dimension
- Extruded aluminum surface mount frame with signature line marks
- Lattice material 90% free area
- Available up to 24" \times 24" in one lattice piece
- Countersunk mounting holes with color matching Phillips Pozidriv screws
- Rust resistant pre-coat with durable powder finish
- Soft White

45° Sightproof Lattice Filter Grilles



45 Degree Aluminum Lattice Filter Grille (645FG)


- $\frac{1}{2}$ " \times $\frac{1}{2}$ " \times $\frac{1}{2}$ " 45° sightproof aluminum lattice, deflection parallel to longest dimension
- Hinged removable extruded aluminum face frame with signature line marks
- Hinges parallel to longest side
- Face set in an outer filter grille frame
- Hand operated lever for easy filter access
- 4-way reversible door on square sizes
- 2-way reversible door on rectangular sizes
- Concealed mounting holes with mounting screws
- Holds up to a 1" filter (not included) with filter retention tabs (MODEL: 645FG1)
- Rust resistant pre-coat with durable powder finish
- Soft White




45 Degree Aluminum Lattice T-Bar Filter Grille (645TFG)

- $\frac{1}{2}$ " \times $\frac{1}{2}$ " \times $\frac{1}{2}$ " 45° aluminum lattice
- Hinged removable extruded aluminum face frame with signature line marks
- Face set in an outer T-Bar filter grille frame
- Hand operated lever for easy filter access
- Square collar designed for 20" \times 20" duct
- Holds up to a 2" filter (not included)
- Rust resistant pre-coat with durable powder finish
- Soft White

Lattice Comparison



Blade Deflection 0° (600)



Sightproof Blade Deflection 45° (645)

45° LATTICE GRILLES

S HOEMAKER
MANUFACTURING
CALL FOR MORE INFO
1.866.940.0696

SIGHTPROOF LATTICE GRILLES

45° lattice grilles provide aesthetic benefits without sacrificing performance – at 90% free area, the same as our standard lattice design



The Benefits of 45° Lattice Grilles

- 45° lattice design conceals duct work from view – a more cost-effective option than painting visible area behind the grille black
- 45° lattice available in all the same product designs as our standard lattice - T-Bar, T-Bar Filter Grille, Surface Mount, and Surface Mount Filter Grille
- All 45° lattice products are available in our standard lead time and with an option for our Expedited Service Program

Visit www.shoemakermfg.com to learn more about our comprehensive line of quality commercial products.



Get the Shoemaker Experience

- Reliable lead times on most standard products
- Products designed with installation in mind
- Packaged well to prevent damage
- Time-saving “door to floor” delivery
- Knowledgeable, friendly and efficient customer service
- Third generation family-run business since 1947