

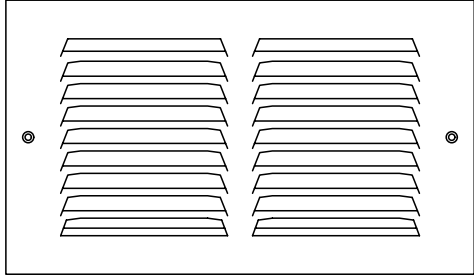


CSW Industrials Companies

# Residential Submittal

## Triangular Baseboard Return Air Grille

MODEL: 1165 Series



### Standard Features:

- 1/2" spacing dual angular louvers
- Stamped from cold roll steel
- Margin edges are 7/8" projection for baseboard installation
- Mounting holes with color matching 4" baseboard Philips screws
- Rust resistant pre-coat with durable powder finish
- Soft White

### Finishes:

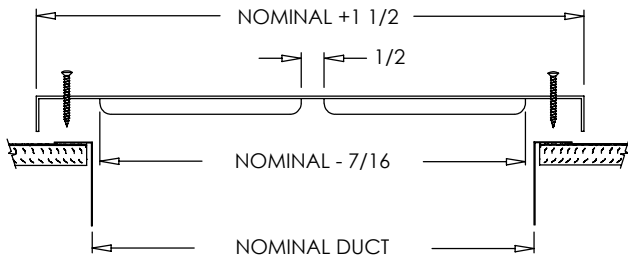
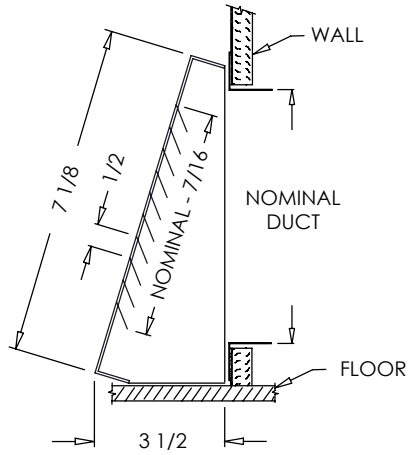
#### STANDARD COLORS

- Soft White
- Driftwood Tan

#### DESIGNER COLORS

- Black
- Bronze
- Storm Gray
- Cement Gray

- Aluminum Paint
- Coffee Tan
- Warm White
- Glossy White



### Additional Information:

### Submittal Notes

Project / Location:

Engineer:

Architect:

Contractor: