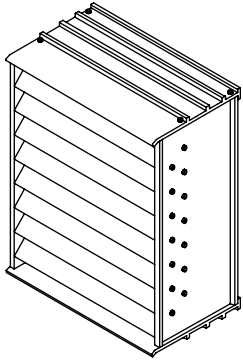


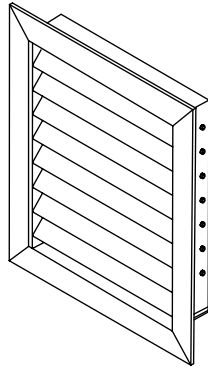
# Damper Louver Submittal

Extruded Aluminum Brick Vent

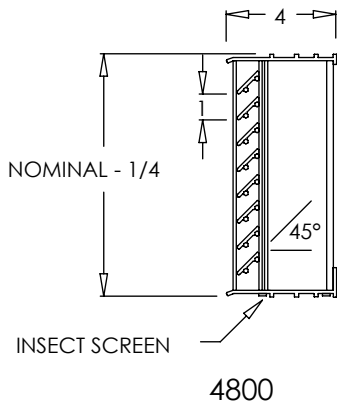
MODEL: 4800 Series



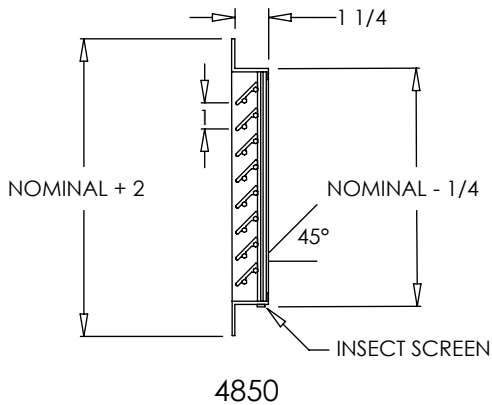
4800



4850



4800



4850

**Standard Features:**

- Storm resistant brick vent
- Extruded aluminum construction
- Standard channel frame
- 4" depth
- Louvers set at 45° on 1" centers
- 1/8" thick extruded aluminum blades fastened with corrosion resistant bolts
- Insect screen
- Blades run parallel to first dimension given
- Minimum size is 4" x 2-1/4" (W x H)
- Mill Finish

**Options:**

Extruded aluminum brick vent with 1" flange frame and 1 - 1/4" depth (4850)  
 Fractional, exact I.D. and O.D. dimensions

**Finishes:**

STANDARD COLORS

- Mill Finish

**Additional Information:**

**Submittal Notes**

Project / Location:	
Engineer:	
Architect:	
Contractor:	