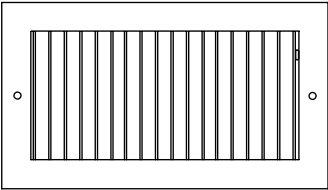
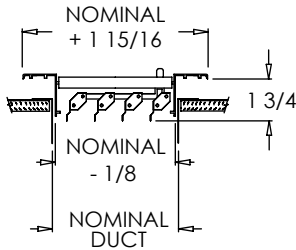


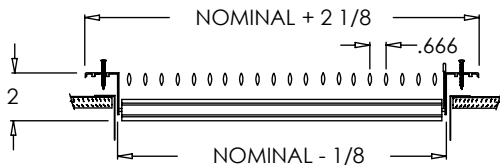
950 (Extruded Aluminum Frame)



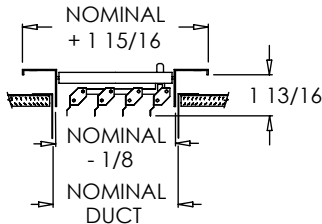
950 (Stamped Steel One Piece Frame)



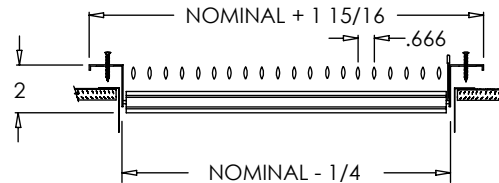
950 (Extruded Aluminum Frame)



950 (Extruded Aluminum Frame)



950 (Stamped Steel One Piece Frame)



950 (Stamped Steel One Piece Frame)

Standard Features:

- Adjustable aluminum airfoil blades oriented for 1 or 2 way airflow pattern
- Blades parallel to shortest dimension
- One piece stamped steel frame on most common sizes, alternate frame is extruded aluminum with signature line marks
- Lever operated steel multi-shutter damper
- Designed for ceiling or sidewall applications
- Nylon bushings on adjustable blades allow for easy adjustment, and prevents metal on metal rattle for quiet operation
- Countersunk mounting holes with color matching Phillips Posidriv screws
- Rust resistant pre-coat with durable powder finish
- Soft White

Options:

- Lever operated Opposed Blade Damper (950-0)
- Tool operated Opposed Blade Damper (TO-950-0)
- T-20 Tamper Proof Screws

Finishes:

STANDARD COLORS

- Soft White
- Driftwood Tan

DESIGNER COLORS

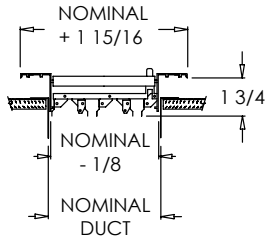
- Black
- Bronze
- Storm Gray
- Cement Gray
- Aluminum Paint
- Coffee Tan
- Warm White
- Glossy White

Stamped Steel One Piece Frame Sizes

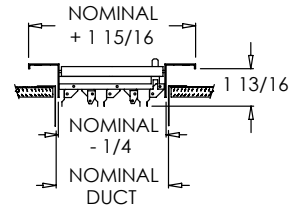
6 x 6	10 x 6	12 x 12	14 x 14
8 x 4	10 x 10	14 x 4	16 x 6
8 x 6	12 x 4	14 x 6	16 x 8
8 x 8	12 x 6	14 x 8	18 x 6
10 x 4	12 x 8	14 x 10	18 x 8

Note: Sizes not shown above use an extruded aluminum surface mount frame with signature line marks.

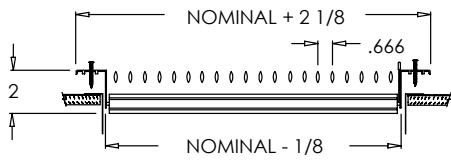
Continued next page.



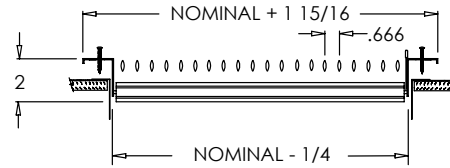
950-O (Extruded Aluminum Frame)



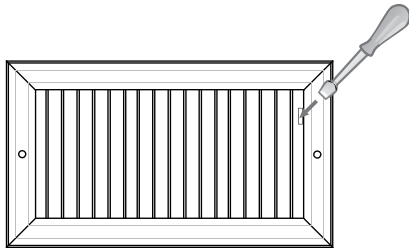
950-O (Stamped Steel One Piece Frame)



950-O (Extruded Aluminum Frame)



950-O (Stamped Steel One Piece Frame)



Additional Information:

Submittal Notes

Project / Location:	
Engineer:	
Architect:	
Contractor:	