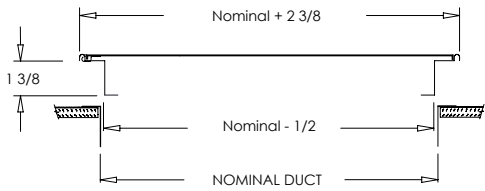
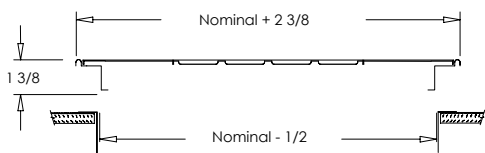


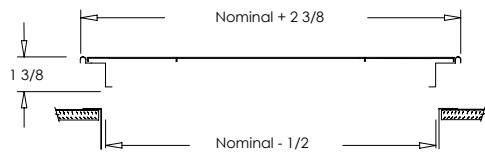
EAD-CAR1-Louver



EAD-CAR1-SLD



EAD-CAR1-Louver



EAD-CAR1-Louver

### Standard Features:

- Access door designed for non-cased Day and Night fan coil units
- Three individually hinged access doors set in an outer mounting frame
- Hinges parallel to longest side of outer frame
- 1/2" spaced louvers stamped into middle access door
- Rust resistant pre-coat with durable powder finish
- Holds up to a 1" filter (not included) with filter retention tabs
- Soft White

### Options:

Solid access panel (EAD-CAR1-SLD)

### Finishes:

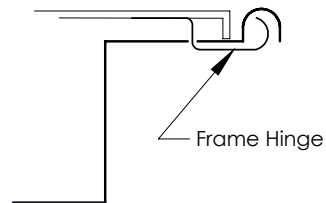
STANDARD COLORS

Soft White

Equipment Model	Louvered Item	Solid Door Item
FMU4Z1800AL	EAD-CAR1-44x29-Louver	EAD-CAR1-44x29-SLD
FMU4Z2400AL	EAD-CAR1-44x29-Louver	EAD-CAR1-44x29-SLD
FMU4X1800AL	EAD-CAR1-44x29-Louver	EAD-CAR1-44x29-SLD
FMU4X2400AL	EAD-CAR1-44x29-Louver	EAD-CAR1-44x29-SLD
FMU4Z3000AL	EAD-CAR1-56x29-Louver	EAD-CAR1-56x29-SLD
FMU4Z3600AL	EAD-CAR1-56x29-Louver	EAD-CAR1-56x29-SLD
FMU4X3000AL	EAD-CAR1-56x29-Louver	EAD-CAR1-56x29-SLD
FMU4X3600AL	EAD-CAR1-56x29-Louver	EAD-CAR1-56x29-SLD

Item	Filter Size
EAD-CAR1-44x29-Louver	20x20x1
EAD-CAR1-56x29-Louver	20x20x1


EAD-CAR1 Frame Detail



### Additional Information:

### Submittal Notes

Project / Location:	
Engineer:	
Architect:	
Contractor:	



Solid 3 Door

**Additional Information:**

**Submittal Notes**

Project / Location:	
Engineer:	
Architect:	
Contractor:	