

Standard Features:

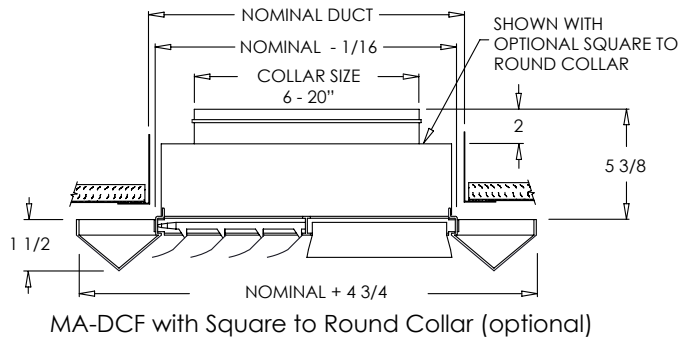
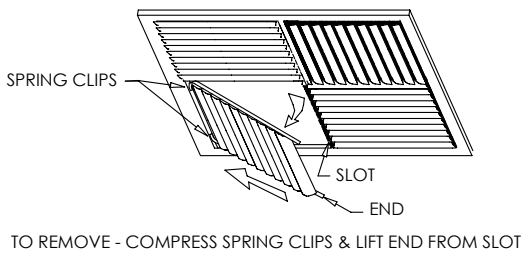
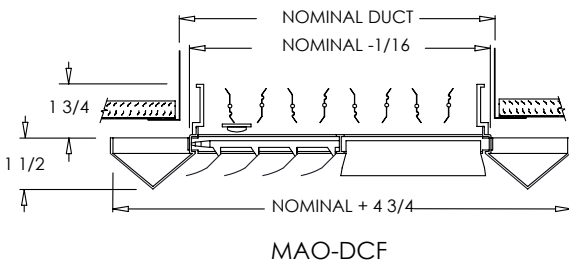
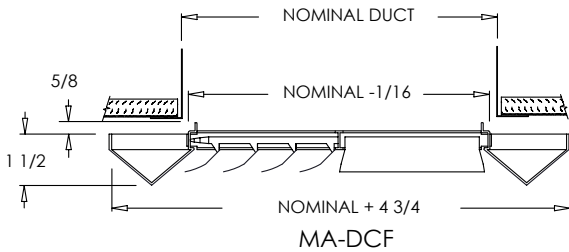
- Deep Ceiling Frame – the steel Deep Ceiling Frame design prevents smudging of ceiling surface area surrounding the diffuser by projecting down from the ceiling to disperse the air along the ceiling but not directly on it
- Concealed mount for clean design and appearance
- Adjustable modular cores with fixed curved blades
- Maintains horizontal airflow pattern
- Square collar
- Rust resistant pre-coat with durable powder finish
- Soft White

Options:

- Recessed screwdriver operated Opposed Blade Damper (MA-0-DCF)
- 2" ADC compliant round collar with bead for ease of installation – available in square sizes only
- T-20 Tamper Proof Screws

Finishes:

STANDARD COLORS		DESIGNER COLORS	
<input type="checkbox"/> Soft White	<input type="checkbox"/> Driftwood Tan	<input type="checkbox"/> Black	<input type="checkbox"/> Aluminum Paint
		<input type="checkbox"/> Bronze	<input type="checkbox"/> Coffee Tan
		<input type="checkbox"/> Storm Gray	<input type="checkbox"/> Warm White
		<input type="checkbox"/> Cement Gray	<input type="checkbox"/> Glossy White



Additional Information:

Submittal Notes

Project / Location:	
Engineer:	
Architect:	
Contractor:	