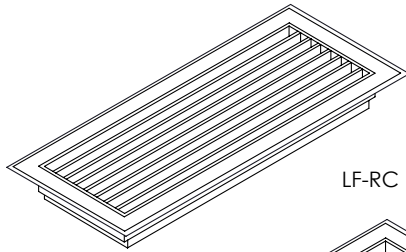


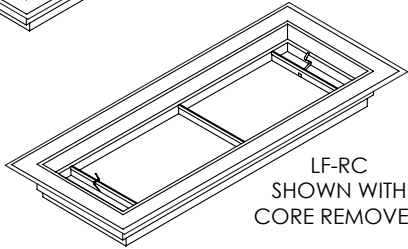
LF-RC Series

Aluminum Linear Bar Floor Grille with Removable Core

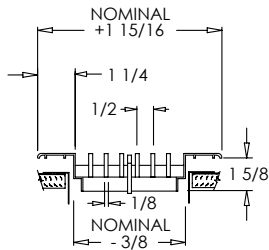
MODEL: LF-RC



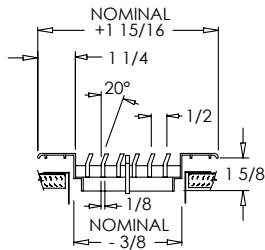
LF-RC



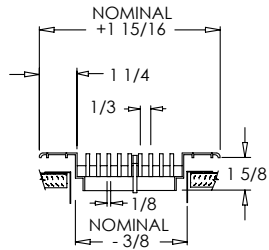
LF-RC
SHOWN WITH
CORE REMOVED



LF-RC 1/2 0°



LF-RC 1/2 20°



LF-RC 1/3 0°

Standard Features:

- Extruded aluminum frame with signature line marks
- Designed for floor application
- Core secured with stainless steel spring clips
- Reinforced with pressure lock honeycomb construction to withstand normal foot traffic
- Available in lengths up to 144" in one piece (may vary for shipping and manufacturing considerations)
- Maximum available width is 14"
- 1/8" thick core blades run parallel to longest dimension
- 1/2" spacing with 0° or 20° deflection; actual spacing between bars is 3/8"
- 1/3" spacing with 0° deflection; actual spacing between bars is 1/4"
- Standard frame flange is 1-1/4"
- Anodized Finish

Options:

- Recessed screwdriver operated Opposed Blade Damper (LF-RC-0)
- Gym Grade with frame, and extra center margin supports (LF-RC-GG)
- Extruded aluminum adjustable curved blade air deflection grid (LF-RC-Grid)
- Fixed 2 way air deflection (LF-RC-2 Way)
- Available in continuous lengths with butt joints
- Mounting bracket to bolt into floor (floor plate supplied by others)
- Fractional I.D. and O.D. sizes available

Blade Spacing Options:

- 1/2" - 0° Deflection
- 1/2" - 20° Deflection
- 1/3" - 0° Deflection

Note: Actual spacing between 1/2" on center blades is 3/8" and for 1/3" on center blades is 1/4".

Finishes:

STANDARD COLORS

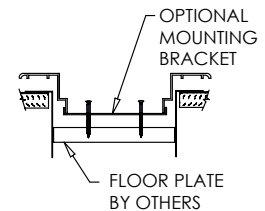
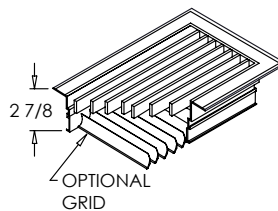
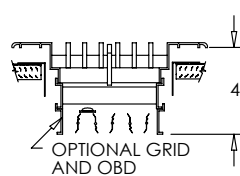
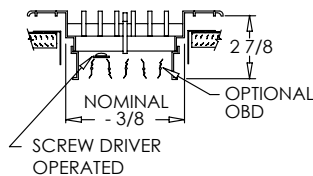
- Soft White
- Driftwood Tan
- Mill Finish
- Satin Anodized

DESIGNER COLORS

- Black
- Bronze
- Storm Gray
- Cement Gray

- Aluminum Paint
- Coffee Tan
- Warm White
- Glossy White

OBD & Grid Options:



Additional Information:

Submittal Notes

Project / Location:	
Engineer:	
Architect:	
Contractor:	