


MULTI-FAMILY PRODUCTS




Shoemaker's Unique Product Mix Specifically Designed for Multi-family

- *Functionality not often found in residential products*
- *More affordable than commercial grade products*
- *Lever operated with optional tool operated opposed blade dampers for precision air control*




935/936 Steel Blade Grille with 45° Fixed Blades

- Surface mount fixed blade grille with steel blades at 45°
- One piece stamped steel frame on most common sizes, alternate frame is extruded aluminum with signature line marks.
- 935 blades parallel to longest dimension
- 936 blades parallel to the shortest dimension




645 45° Aluminum Lattice Return Air Grille

- 1/2" x 1/2" x 1/2" 45° aluminum lattice
- Designed to minimize vision through grille
- Extruded aluminum surface mount frame with signature line marks
- 90% free area
- 45° blades provide vision proofing



FG Stamped Face Filter Grille

- 1/2" spacing dual angular louvers for strength and maximum free area
- Stamped steel face with roll formed frame
- Hinged removable face with hinges parallel to longest side
- Hand operated latches for easy filter access
- Available with 1", 2", 4" filter capacity options



4000/4100 Louvered Door Grille

- Extruded aluminum transfer door grille, single frame with signature line marks
- Designed for high air capacities
- Minimizes vision through grille
- Accommodates door thicknesses ranging from 1-1/4" to 2-1/4"
- Available with additional loose frame (4100)



1211 Aluminum Dryer Vent

- Large free area reduces clogging
- With back-draft flapper damper
- Aluminum construction
- Anodized finish for corrosion protection
- 4" and 6" sizes available



1210/1210-IS Aluminum Vent Cap


- Designed for weather resistance
- Made from machined anodized aluminum
- Water condensation drain
- Available with insect screen (IS)
- 3" - 12" sizes available

MULTI-FAMILY REGISTERS



Standard Features

- For ceiling or sidewall applications
- Lever operated multi-shutter damper
- All component parts, rivets, linkage and handle enclosed in valve to assure trouble-free operation
- Countersunk mounting holes for flush appearance with color matching Phillips Pozidriv screws
- Rust resistant pre-coat with durable powder finish
- Soft White




150 4-Way Stamped Ceiling Register

- 4-Way ceiling register with stiffened 1/2" fan shaped louvers for silent operation



200 Series Curved Blade Registers

- Stamped curved blades provide uniform air distribution across ceiling or walls
- 8 air patterns to meet the needs of any application




850 Stamped Register

- 2-Way register with stiffened 1/2" fan-shaped louvers for silent operation
- 3-Way stamped register (845)



945 Adjustable Blade 3 or 4-Way Register

- Adjustable blades oriented for 3 or 4-way air flow pattern
- One piece stamped steel frame on most common sizes, alternate frame is extruded aluminum with signature line marks.



950 Adjustable Aluminum Airfoil Blade Register

- Adjustable blades oriented for 1 or 2-way air flow pattern
- One piece stamped steel frame on most common sizes, alternate frame is extruded aluminum with signature line marks.
- Adjustable steel roll formed blades (951)

Multi-family Registers Comparison

Register Model	Air Patterns	Blades			Dampers		
		Stamped Steel	Adjustable Aluminum Airfoil	Adjustable Steel (roll formed)	Standard Multi Shutter (lever operated)	Optional OBD* (lever operated)	Optional Tool Operated OBD*
150 4-Way Stamped Ceiling Register	4-Way	✓			✓	✓	✓
200 Series Curved Blade Register	8 Variations	✓			✓	✓	✓
845 3-Way Stamped Register	3-Way	✓			✓	✓	✓
850 2-Way Stamped Register	2-Way	✓			✓	✓	✓
945 Adjustable Blade 3 or 4-Way Register	3-Way or 4-Way			✓	✓	✓	✓
950 Adjustable Aluminum Airfoil Blade Register	1-Way or 2-Way		✓		✓	✓	✓
951 Adjustable Steel Blade Register	1-Way or 2-Way			✓	✓	✓	✓

* Opposed blade dampers