

Optional Filter Grille Hinge Variations




**Top Hinge
Standard**



Bottom Hinge

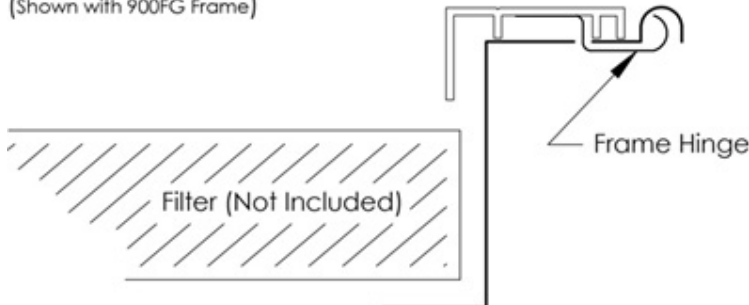


Right Hinge




Left Hinge

**Filter Grille Frame Detail
(Shown with 900FG Frame)**



Detail Blade View



Note: Detail Blade View of Right Front Corner Blade Angle

Note: All drawings are shown using 905FG Series for lower sidewall application. Grille face can be rotated to accommodate high sidewall application or various ceiling applications. See desired filter grille series on website to see if hinge variations are available.