

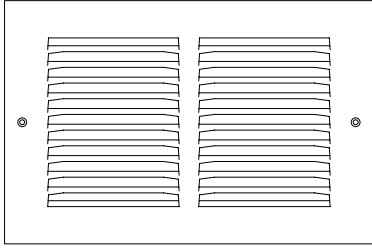


CSW Industrials Companies

Residential Submittal

Return Air Grille

MODEL: 1050 Series



Standard Features:

- Louvers run parallel to the 1st dimension specified
- 1/2" spacing louvers at 25° pitch
- Stamped from cold roll steel
- Install with louvers in up or down position for best duct concealment
- Countersunk mounting holes with color matching Phillips Pozidriv screws
- Rust resistant pre-coat with durable powder finish
- Soft White

Options:

Aluminum construction (A-1050)

Heavy Duty: Gussets welded to the back of mullions for added strength (1075)

T-20 Tamper Proof Screws

Finishes:

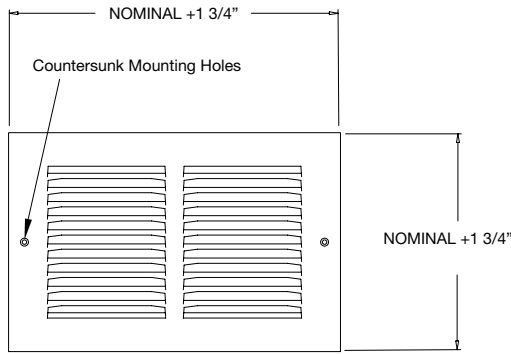
STANDARD COLORS

- Soft White
- Driftwood Tan

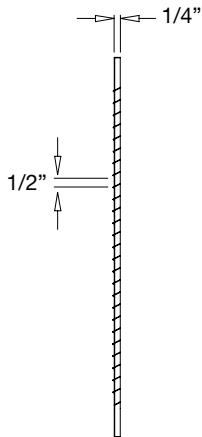
DESIGNER COLORS

- Black
- Bronze
- Storm Gray
- Cement Gray

- Aluminum Paint
- Coffee Tan
- Warm White
- Glossy White



1050



1050 Sideview

Additional Information:

Submittal Notes

Project / Location:

Engineer:

Architect:

Contractor: